

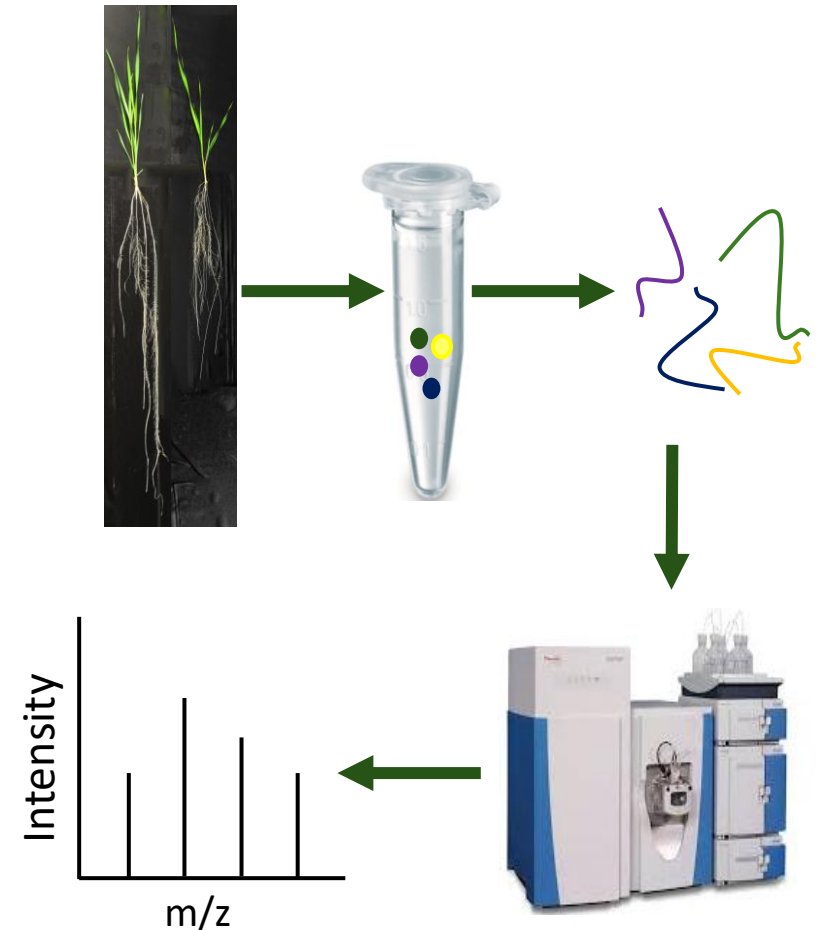
Unravelling protein biomarkers for improving root traits in bread wheat using proteomics

Tanushree Halder

Sher-e-Bangla Agricultural University, Bangladesh

The UWA Institute of Agriculture, Australia

halder.tanushree_gepb@sau.edu.bd



Acknowledgments



Kadambot H.M. Siddique,
Hackett Professor



Guijun Yan, Professor, and Adjunct
Senior Research Fellow
Dr Yinglong Chen, Research Professor
Dr Hui Liu, Adjunct Lecturer



Dr Elke Stroehler,
Proteomics Facility Manager,
Centre for Microscopy,
Characterisation & Analysis, UWA

The University of Western Australia (UWA);

The UWA Institute of Agriculture;

UWA School of Agriculture and Environment

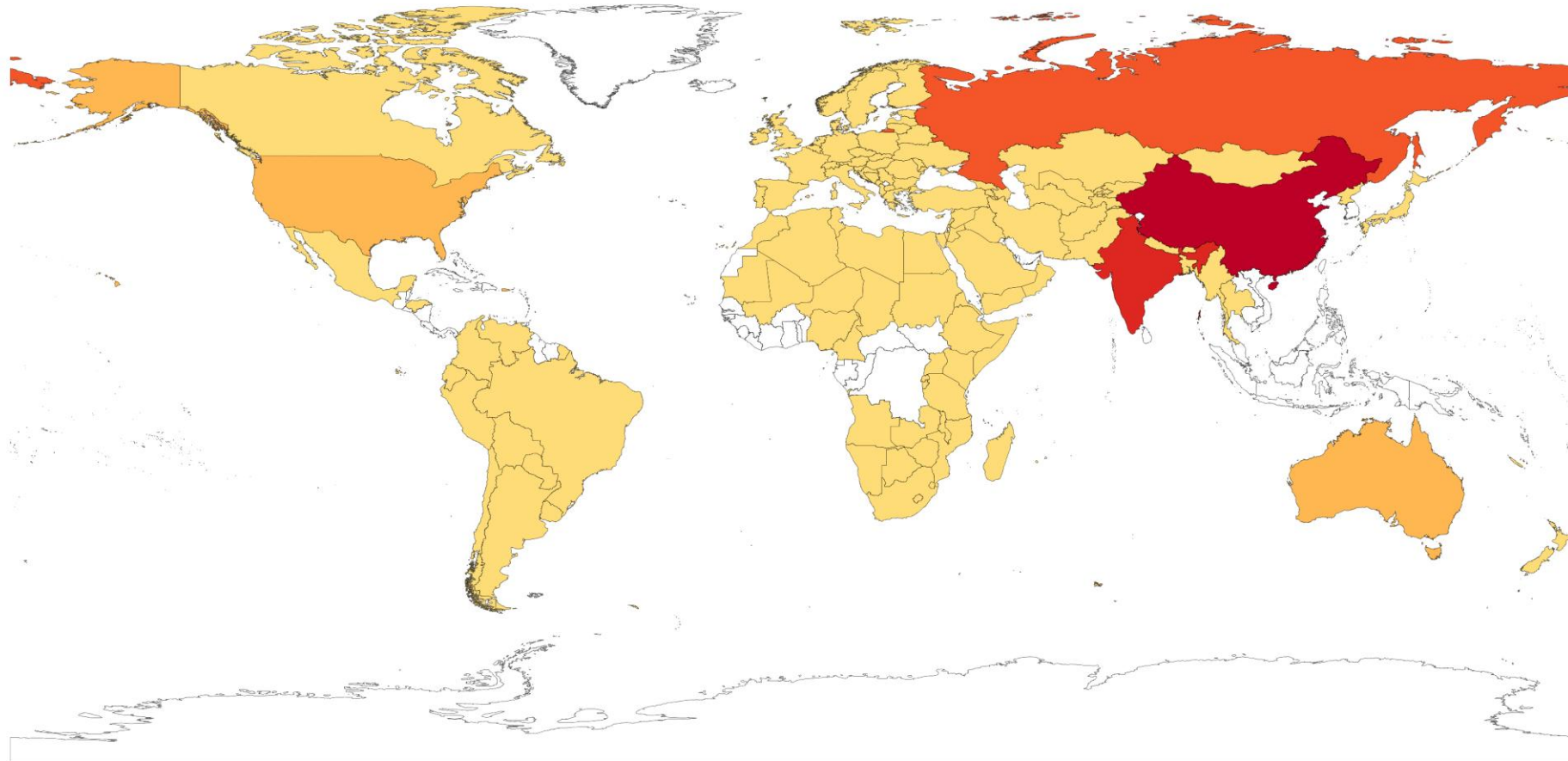
Financial support:

UWA Research Training Scholarship (RTP) and

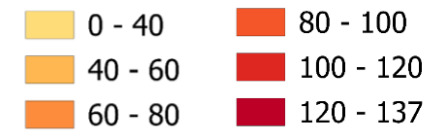
Underwood PhD Completion Scholarship



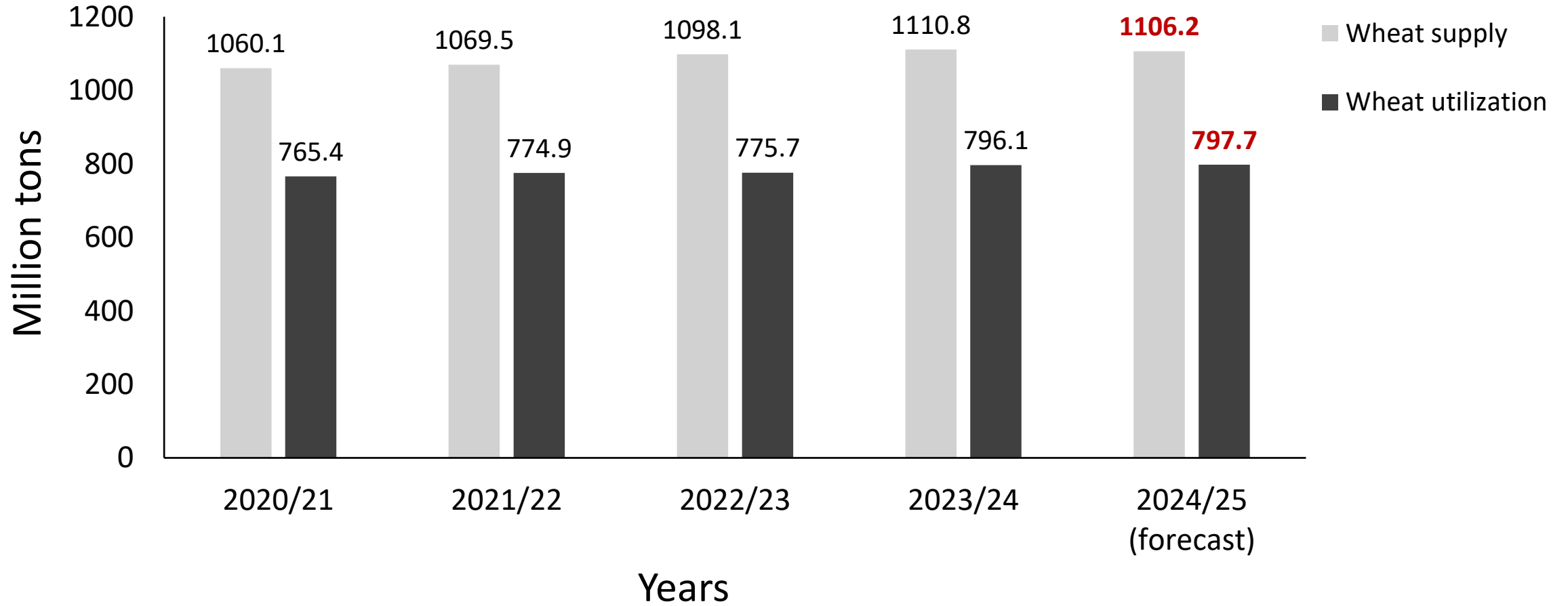
Background




Global wheat production (million tons) (FAO, 2023)



Background



Source: FAO (2025)



Heat



Drought

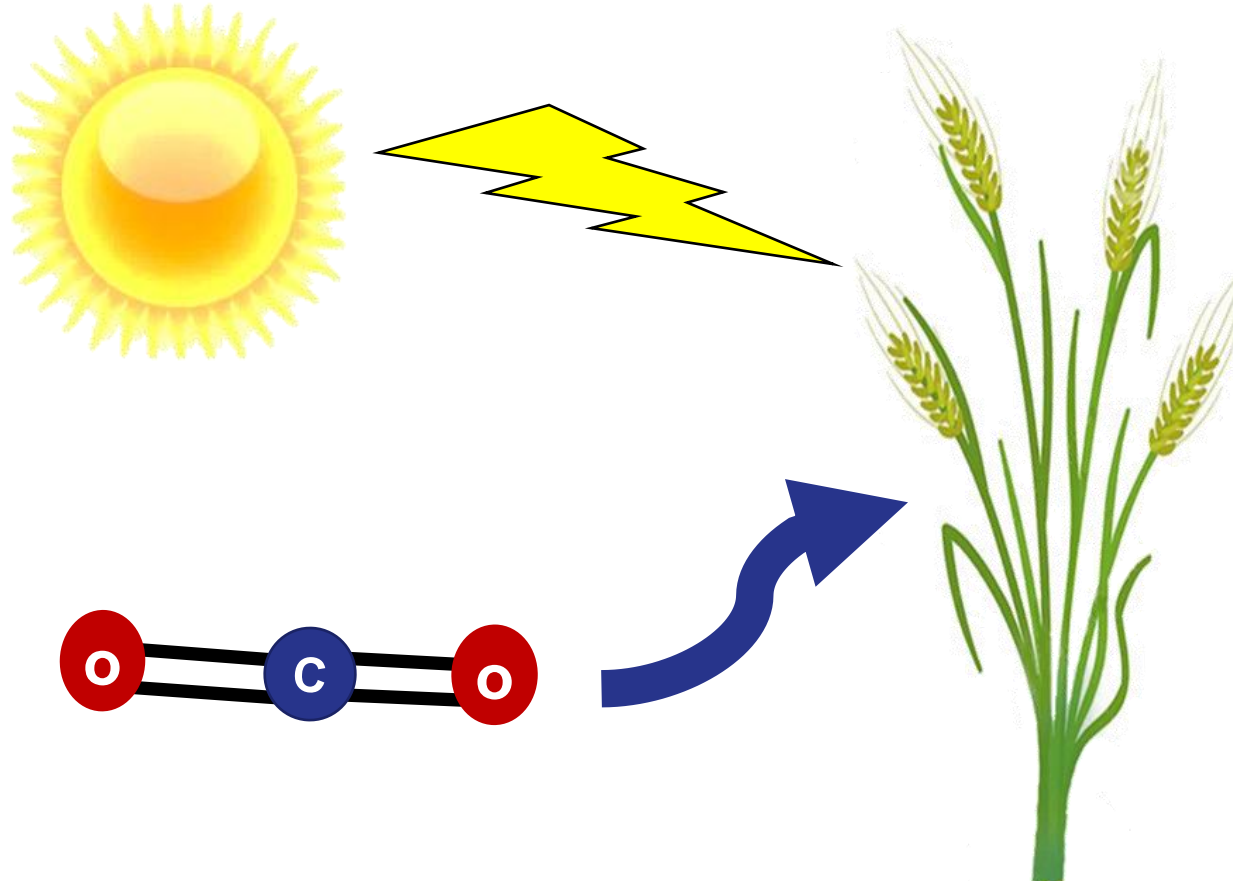


Salinity



Waterlogging

Importance of root system architecture (RSA)



Photosynthesis

Nutrients

Water

Challenges in studying RSA in wheat

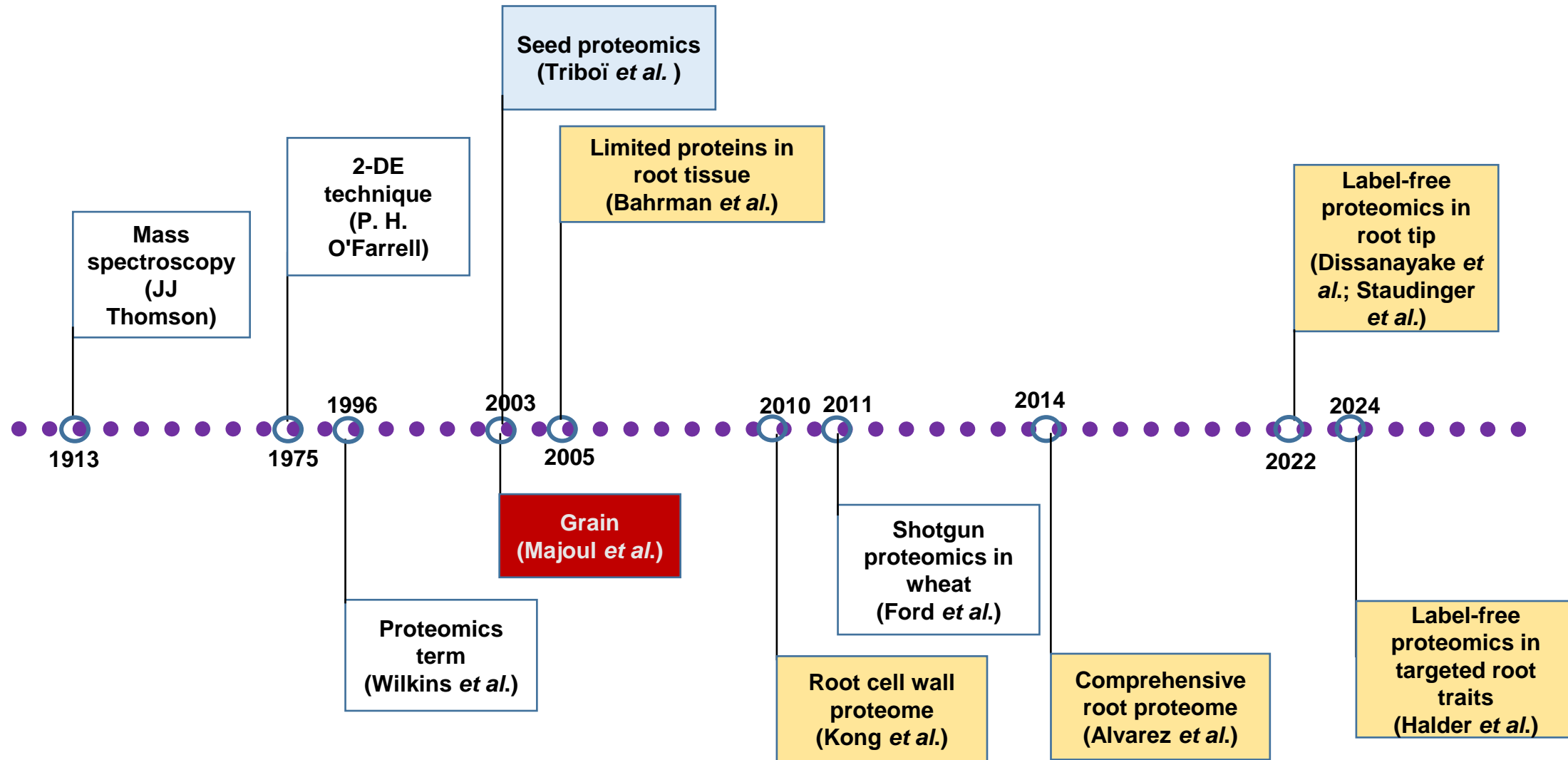
- Below ground plant part
- Soil heterogeneity
- Challenge to get reliable data
- Quantitative nature of root traits
- Large and complex genome of wheat



Strategies for root trait improvement

- ❑ Conventional breeding → Less precise and time consuming
- ❑ Genomics → Actual trait controlling protein information is missing
- ❑ Transcriptomics → Lack of correlation between transcription and translation
- ❑ Proteomics → Precise genetic data for trait expression

Progress of proteomics on wheat root traits



Progress of proteomics on wheat root traits



Review

Wheat Proteomics for Abiotic Stress Tolerance and Root System Architecture: Current Status and Future Prospects

Tanushree Halder ^{1,2,3,*}, Mukesh Choudhary ^{1,2,4,*}, Hui Liu ^{1,2}, Yinglong Chen ^{1,2}, Guijun Yan ^{1,2} and Kadambot H. M. Siddique ^{1,2,*}

- ¹ UWA School of Agriculture and Environment, The University of Western Australia, 35 Stirling Highway, Crawley, WA 6009, Australia; hui.liu@uwa.edu.au (H.L.); yinglong.chen@uwa.edu.au (Y.C.); guijun.yan@uwa.edu.au (G.Y.)
 - ² The UWA Institute of Agriculture, The University of Western Australia, 35 Stirling Highway, Crawley, WA 6009, Australia
 - ³ Department of Genetics and Plant Breeding, Faculty of Agriculture, Sher-e-Bangla Agricultural University, Dhaka 1207, Bangladesh
 - ⁴ ICAR-Indian Institute of Maize Research, Ludhiana 141001, India
- * Correspondence: tanushree.halder@research.uwa.edu.au (T.H.); mukesh.choudhary@research.uwa.edu.au (M.C.); kadambotsiddique@uwa.edu.au (K.H.M.S.)



Citation: Halder, T.; Choudhary, M.; Liu, H.; Chen, Y.; Yan, G.; Siddique, K.H.M. Wheat Proteomics for Abiotic Stress Tolerance and Root System Architecture: Current Status and Future Prospects. *Proteomes* 2022, 10, 17. <https://doi.org/10.3390/proteomes10020017>

Academic Editor: Rainer Cramer

Received: 5 April 2022
Accepted: 11 May 2022
Published: 22 May 2022

Abstract: Wheat is an important staple cereal for global food security. However, climate change is hampering wheat production due to abiotic stresses, such as heat, salinity, and drought. Besides shoot architectural traits, improving root system architecture (RSA) traits have the potential to improve yields under normal and stressed environments. RSA growth and development and other stress responses involve the expression of proteins encoded by the trait controlling gene/genes. Hence, mining the key proteins associated with abiotic stress responses and RSA is important for improving sustainable yields in wheat. Proteomic studies in wheat started in the early 21st century using the two-dimensional (2-DE) gel technique and have extensively improved over time with advancements in mass spectrometry. The availability of the wheat reference genome has allowed the exploration of proteomics to identify differentially expressed or abundant proteins (DEPs or DAPs) for abiotic stress tolerance and RSA improvement. Proteomics contributed significantly to identifying key proteins imparting abiotic stress tolerance, primarily related to photosynthesis, protein synthesis, carbon metabolism, redox homeostasis, defense response, energy metabolism and signal transduction. However, the use of proteomics to improve RSA traits in wheat is in its infancy. Proteins related to cell wall biogenesis, carbohydrate metabolism, brassinosteroid biosynthesis, and transportation are involved in the growth and development of several RSA traits. This review covers advances in quantification techniques of proteomics, progress in identifying DEPs and/or DAPs for heat, salinity, and drought stresses, and RSA traits, and the limitations and future directions for harnessing proteomics in wheat improvement.

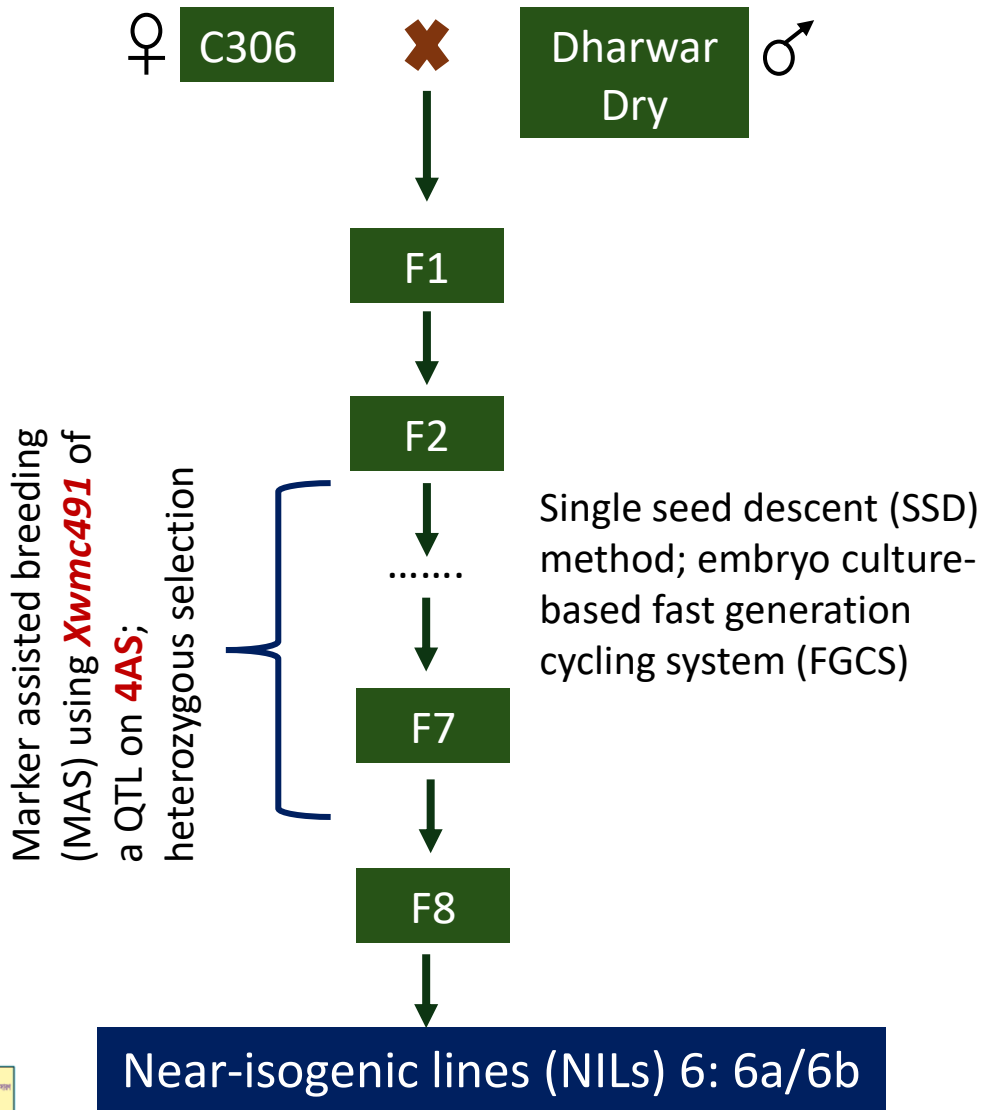
DOI: 10.3390/proteomes10020017



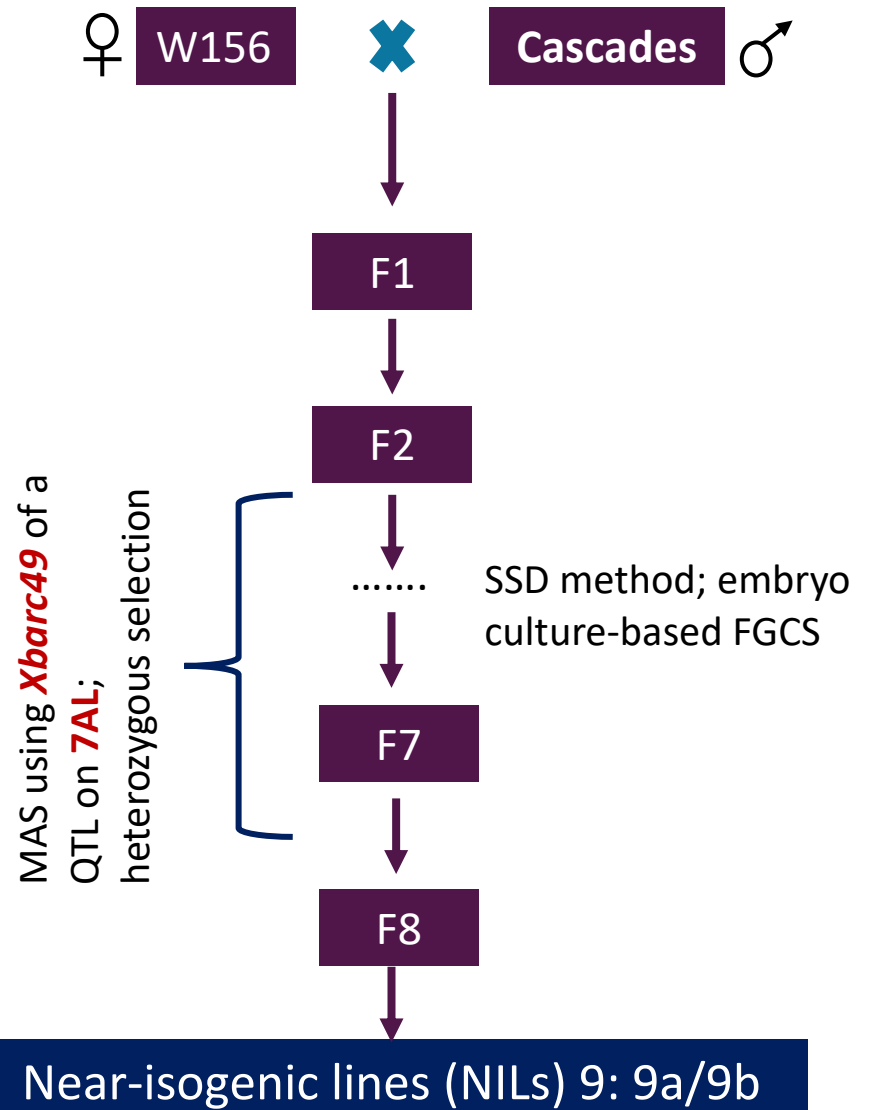
Objectives

- To identify the **differentially abundant proteins (DAPs)** controlling total root length (RL) and root dry mass (RM) in near-isogenic lines (NILs) of wheat using a label-free quantitative proteomics approach.
- To identify the **molecular pathways** of the DAPs of the NIL pairs.
- To identify the **candidate protein biomarkers** for the target root traits by comparing mRNA and protein expressions.

Materials



Mia *et al.* (2019), *Front. Plant Sci.* 10, 271.



Lu *et al.* (2020), *Front. Plant Sci.* 11, 1316.



Methods





Methods



Root tissue

Protein extraction:

Chloroform/methanol precipitation method

Protein quantification:

Bradford assay

DAPs:

Perseus (version 1.1.16.0)
IWGSC RefSeq v1.0

Label-free quantitation:

MaxQuant software

Protein digestion:

Trypsin

Pathway enrichment analyses:

GO: agriGO v2.0
KEGG: BLASTKoala


mRNA expression analysis:

qRT-PCR

Candidate protein biomarkers:

DAPs showing similar expression at protein and mRNA levels

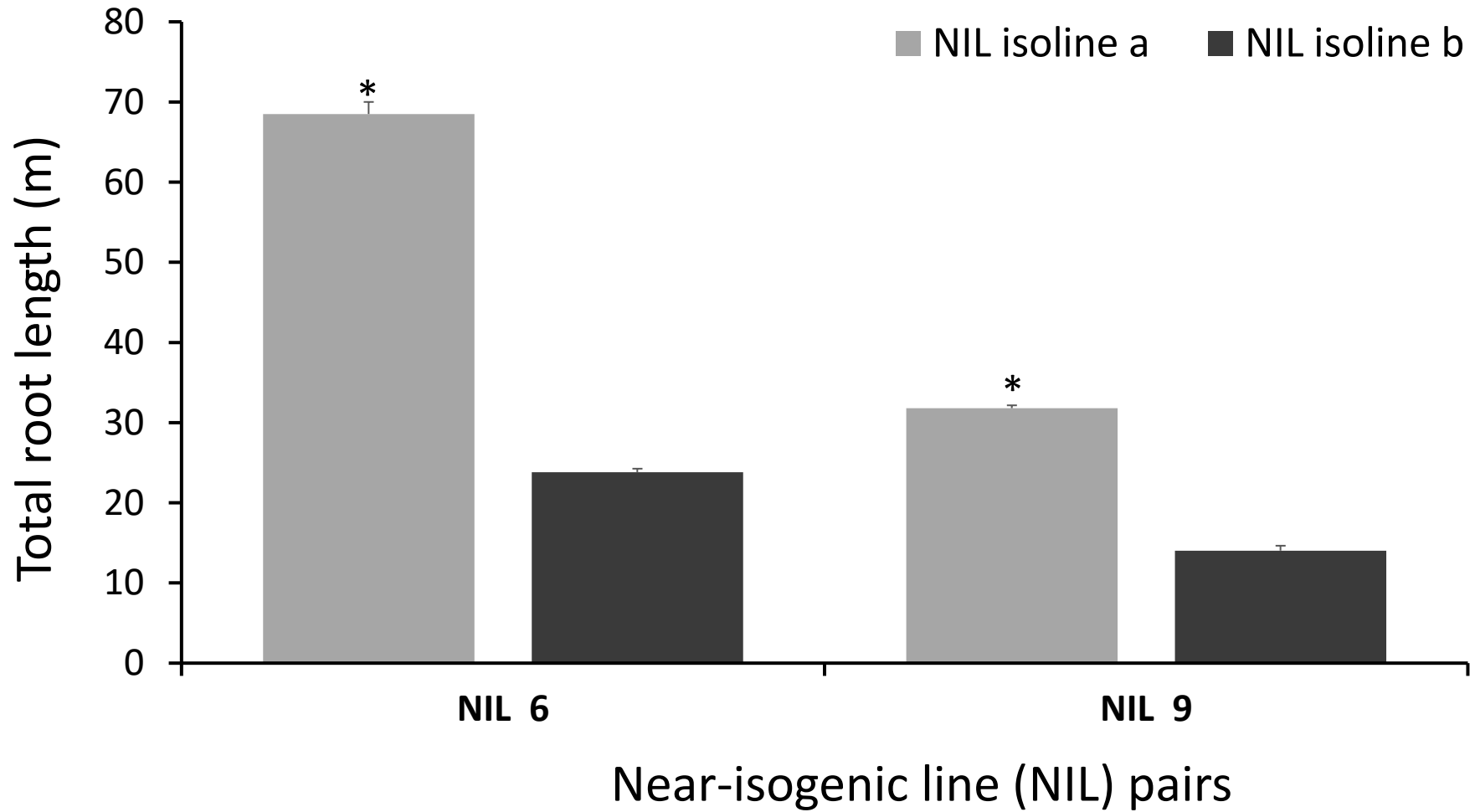
Results



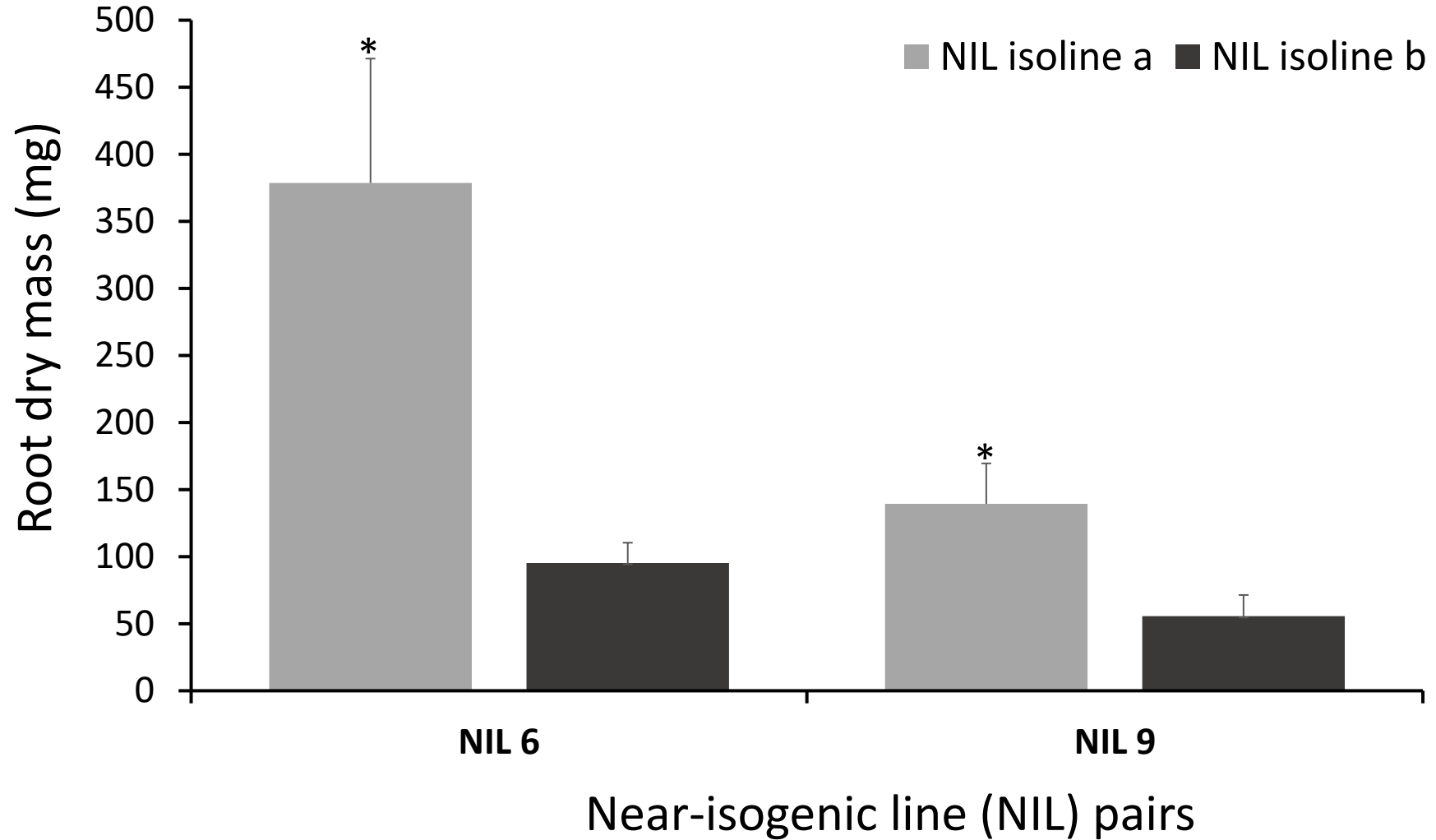
NIL 6a NIL 6b

NIL 9a NIL 9b

Phenotypic performance of the NIL pairs



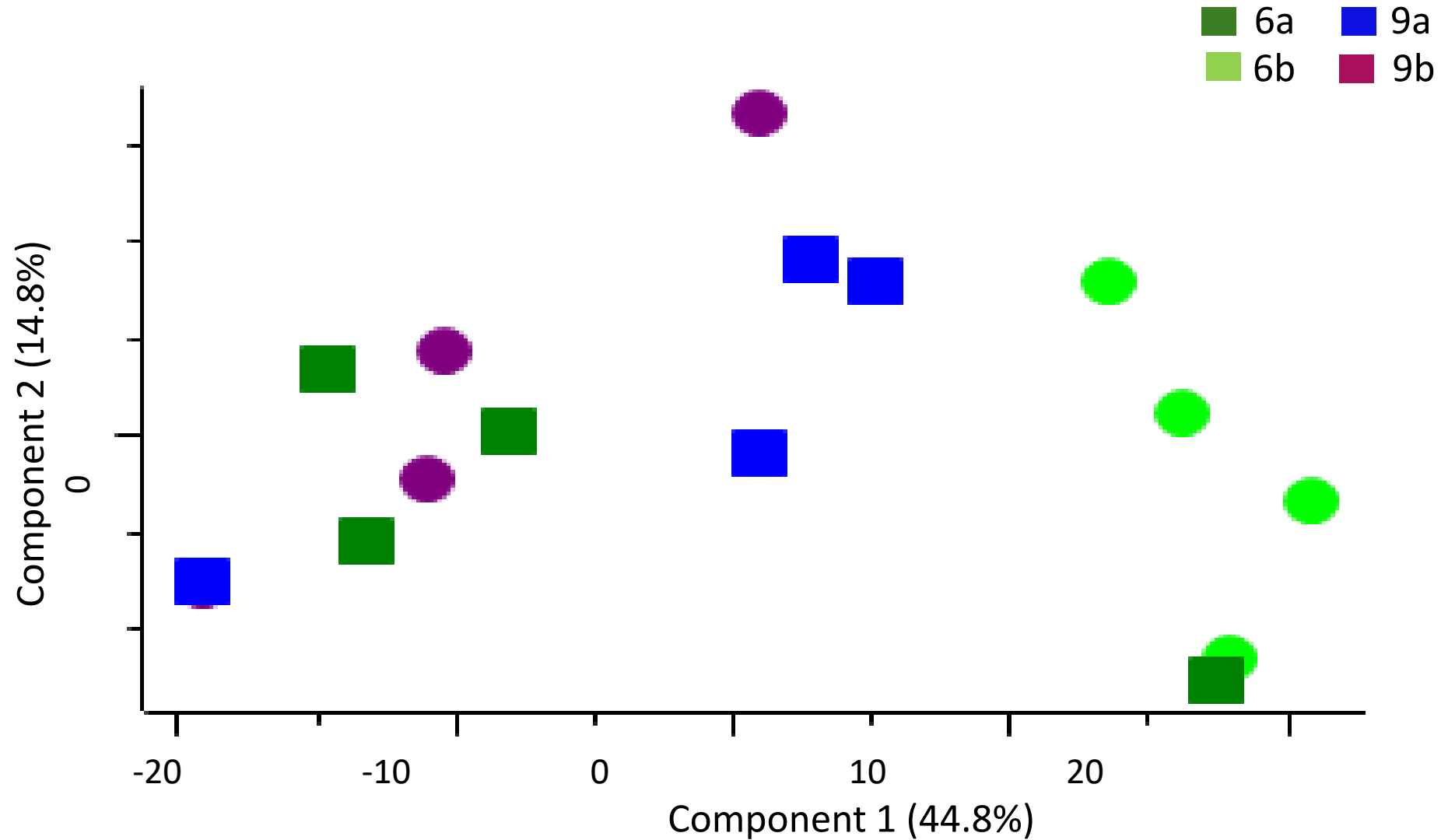
Phenotypic performance of the NIL pairs



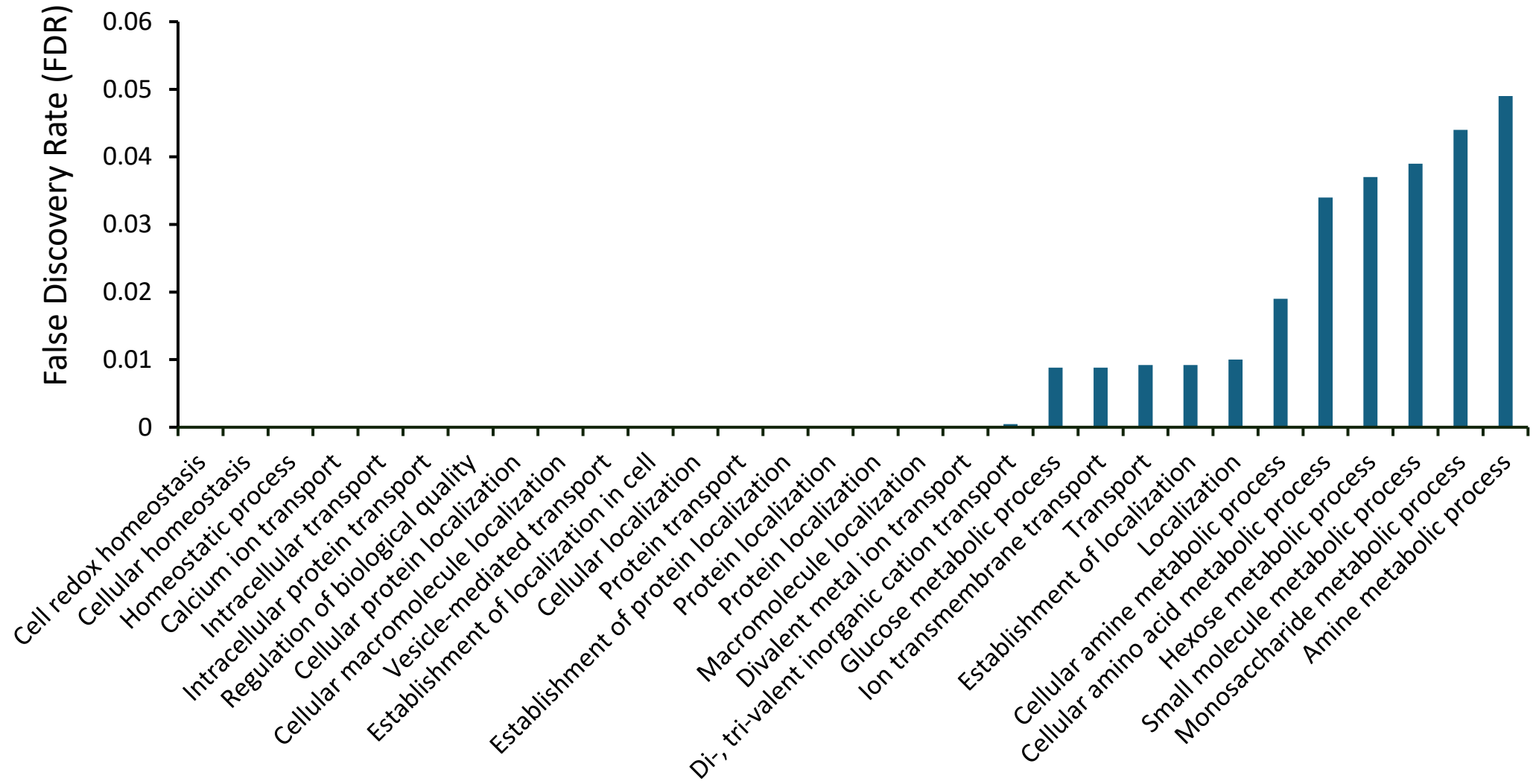
Proteins controlling root traits in wheat

- ❖ Total proteins from NIL pairs 6 and 9: **6,721**
- ❖ Total proteins with minimum two peptides: **5,882**
- ❖ Total proteins in NIL pair 6: **4,101**
- ❖ Total proteins in NIL pair 9: **4,932**
- ❖ DAPs in NIL pair 6: **113** (high abundant: 99 and low abundant: 14)
- ❖ DAPs in NIL pair 9: **30** (high abundant: 09 and low abundant: 21)

Principle component analysis of the DAPs

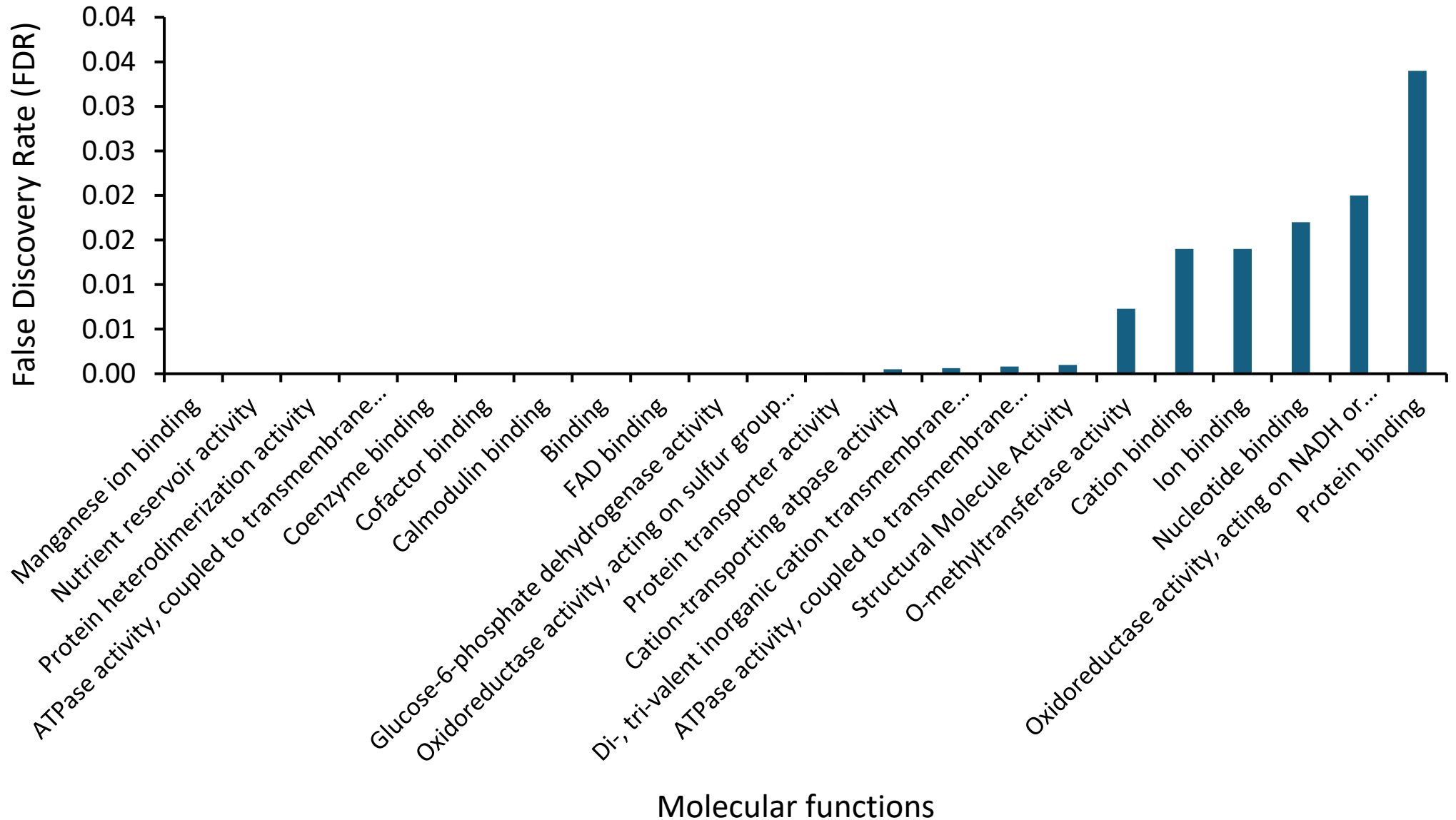


Biological process of the DAPs in NIL pair 6

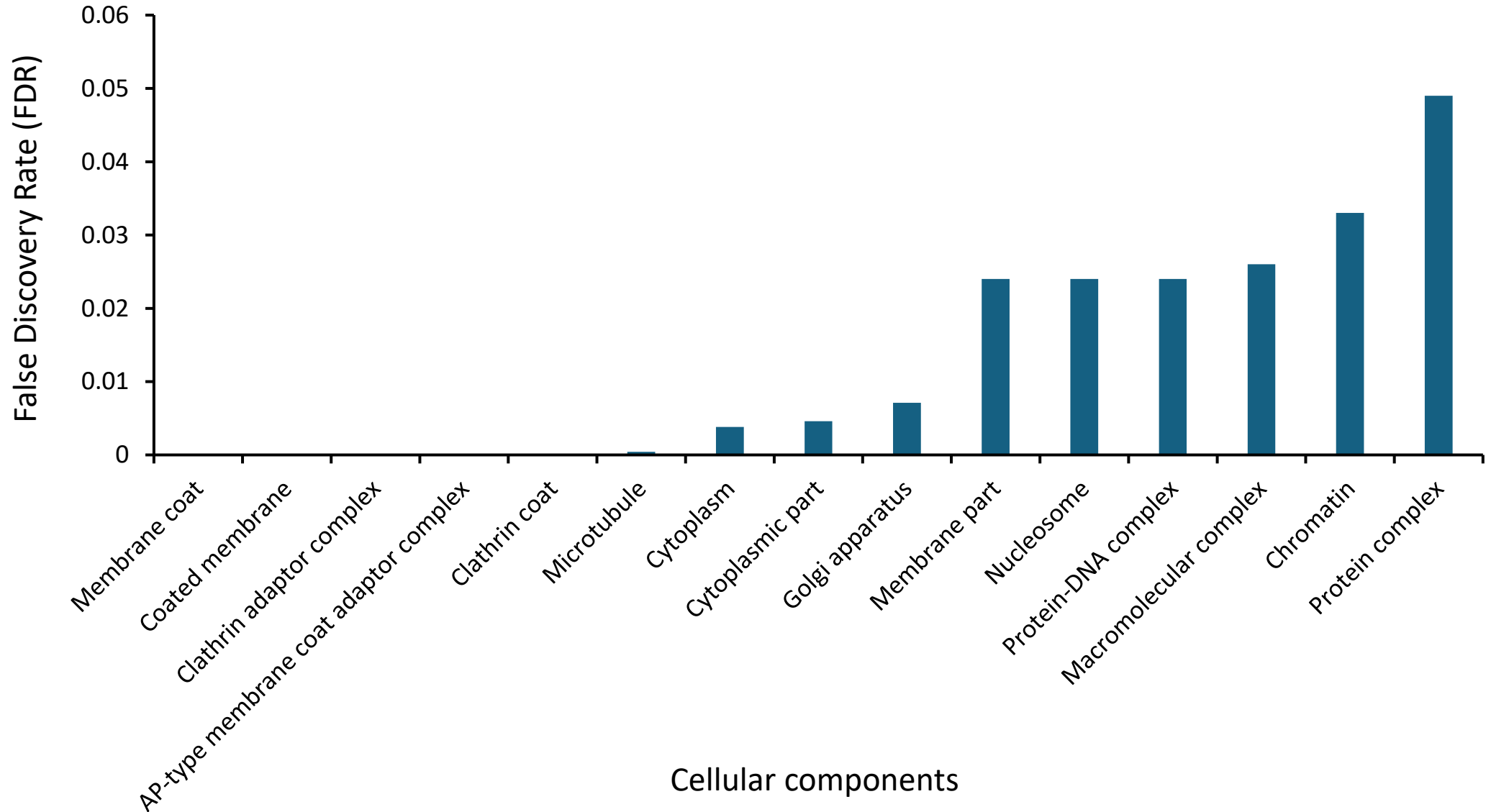


Biological processes

Molecular function of the DAPs in NIL pair 6



Cellular component of the DAPs in NIL pair 6



Significantly enriched pathways of the DAPs in NIL pair 6

Biological processes

- Cell redox homeostasis
- Calcium ion transport
- Protein localization
- Protein transport
- Metabolic processes of proteins

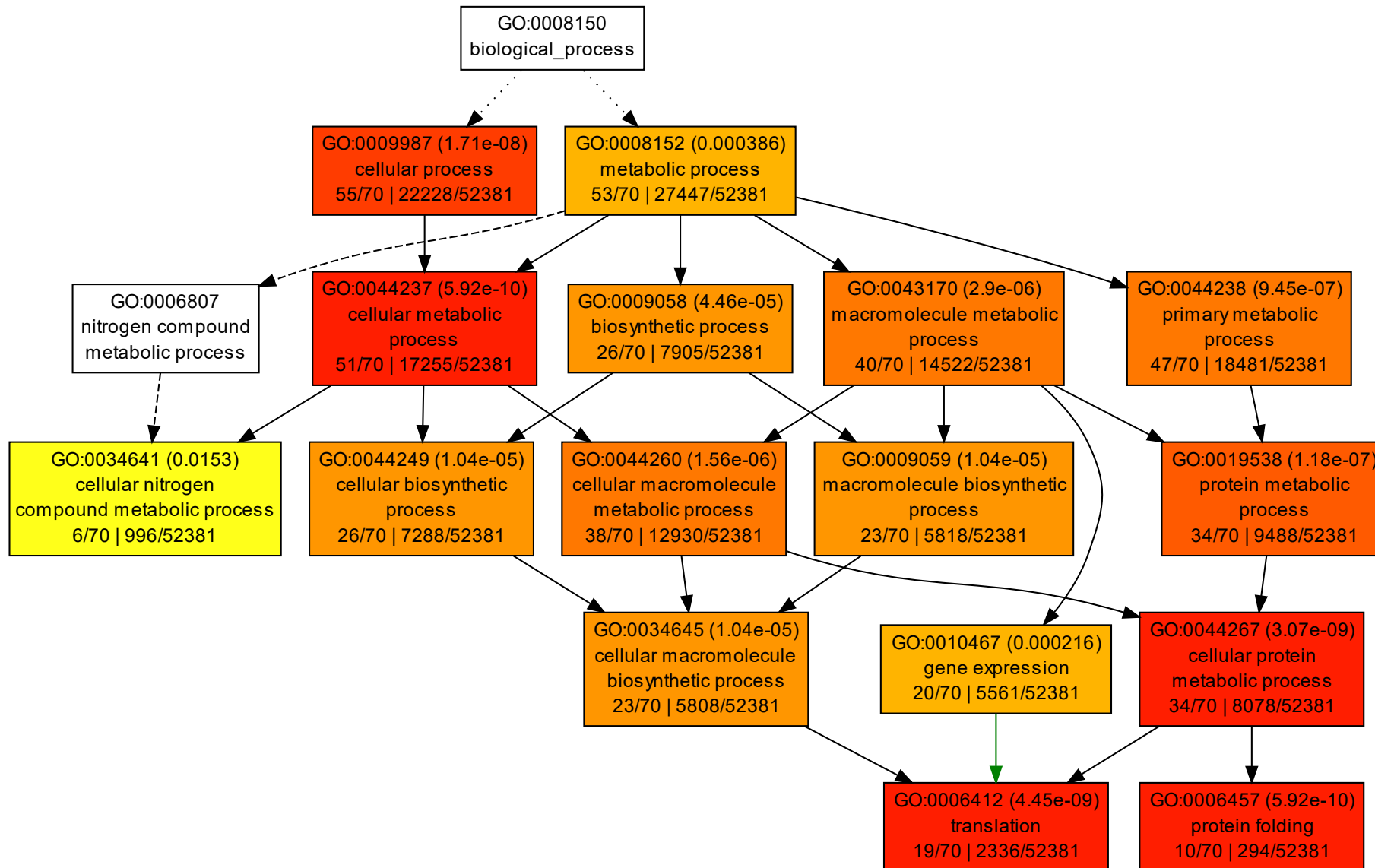
Molecular function

- ❖ Structural molecule activity
- ❖ Glucose-6-phosphate dehydrogenase activity
- ❖ Oxidoreductase activity
- ❖ Binding molecules, including, protein, nucleotide and manganese ions

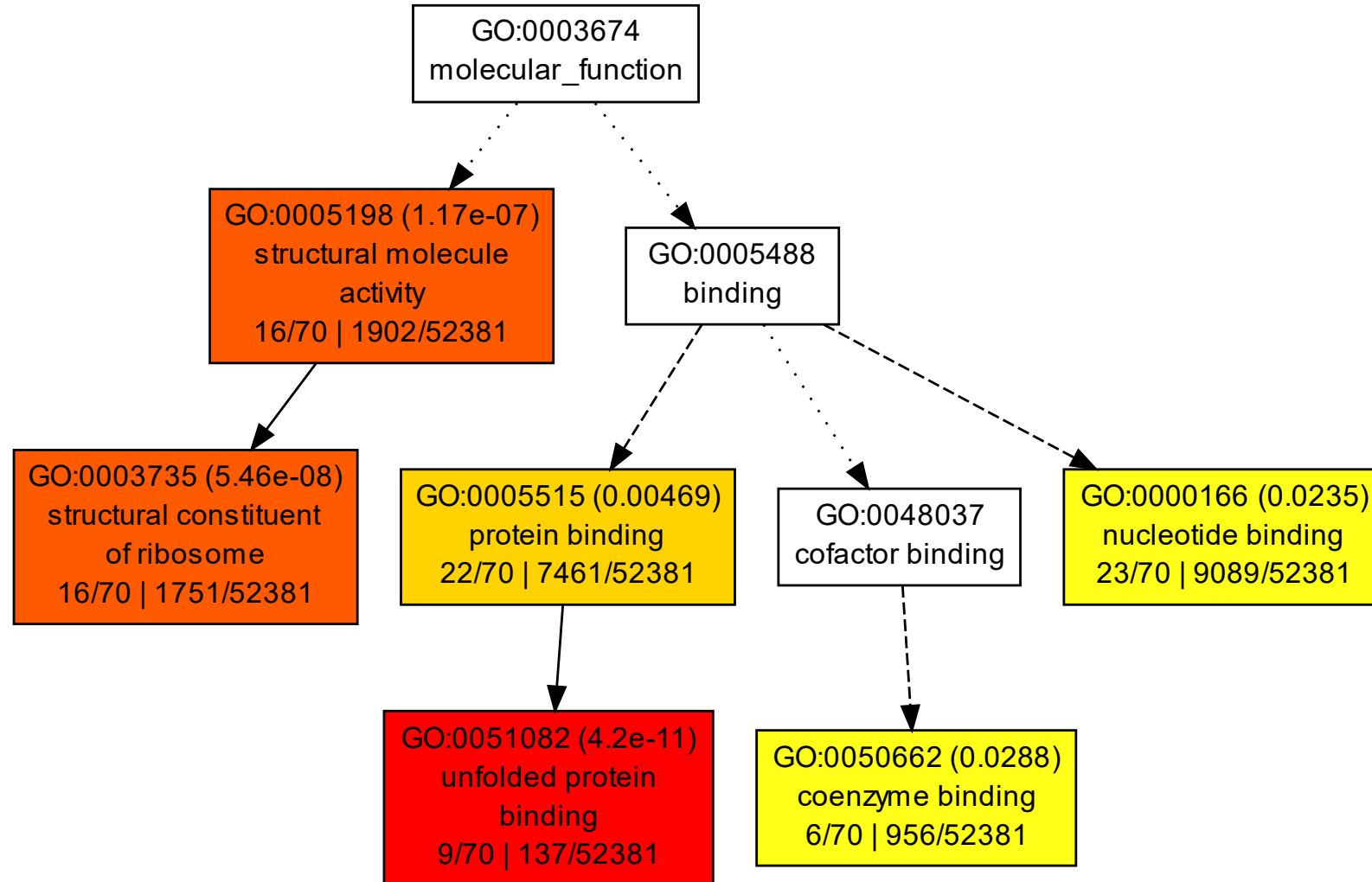
Cellular component

- Membrane coat
- Clathrin coat
- Microtubule
- Cytoplasm

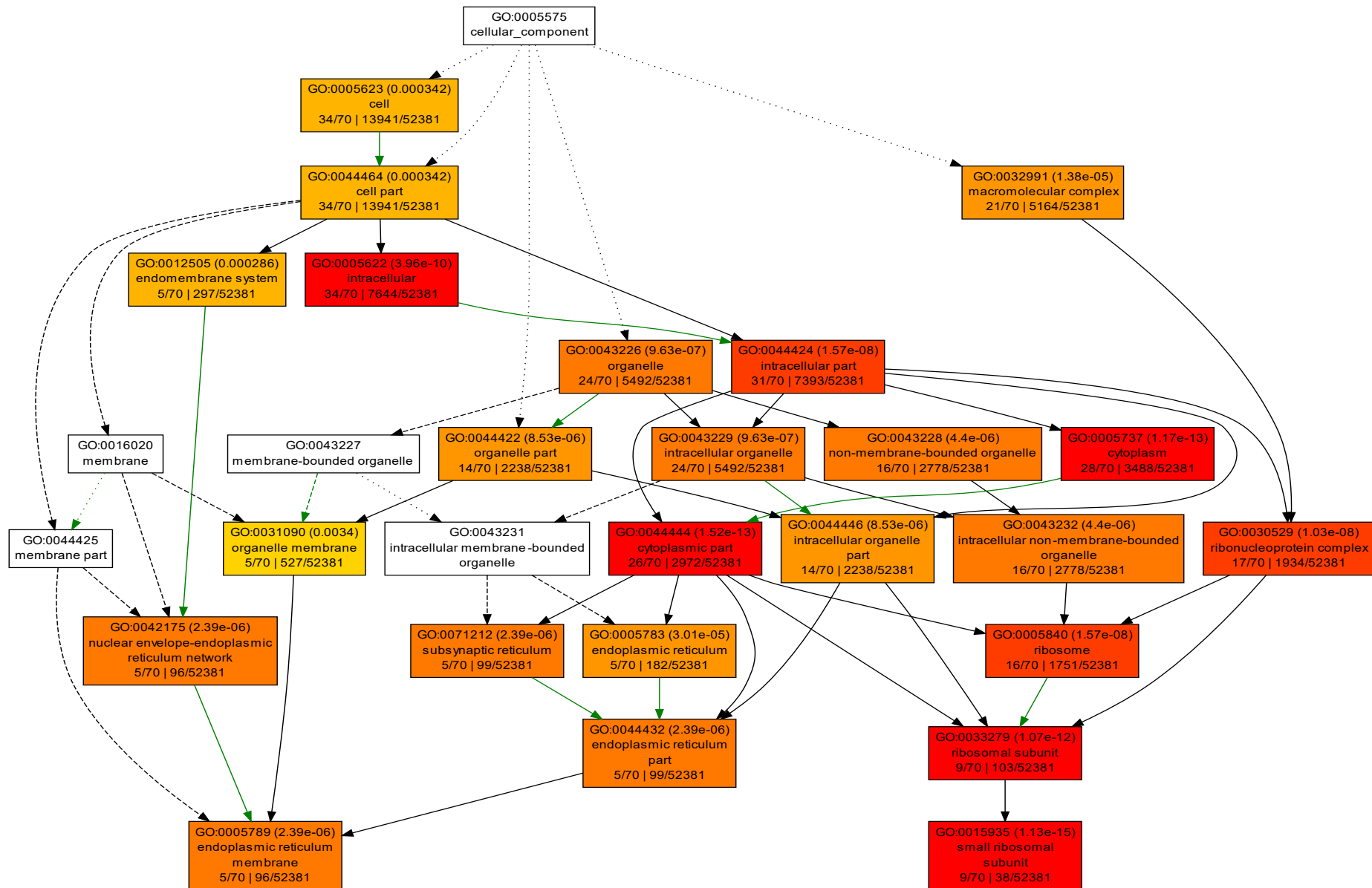
Biological process of the DAPs in NIL pair 9



Molecular function of the DAPs in NIL pair 9



Cellular component of the DAPs in NIL pair 9



Significantly enriched pathways of the DAPs in NIL pair 9

Biological processes

- ❑ Metabolic processes of cell, protein, macromolecules and other compounds
- ❑ Cellular processes and biosynthesis

Molecular function

- ❖ Unfolded protein binding
- ❖ Structural molecule formation
- ❖ Molecule binding activities

Cellular component

- Ribosomal subunits
- Cytoplasm
- Endoplasmic reticulum
- Other membranes

Common biological processes and molecular functions of DAPs in NIL pairs 6 and 9

Gene Ontology (GO) terms

Description

GO:0034641

Cellular nitrogen compound metabolic process

GO:0044281

Small molecule metabolic process

GO:0005198

Structural molecule activity

GO:0005515

Protein binding

GO:0050662

Coenzyme binding

GO:0048037

Cofactor binding

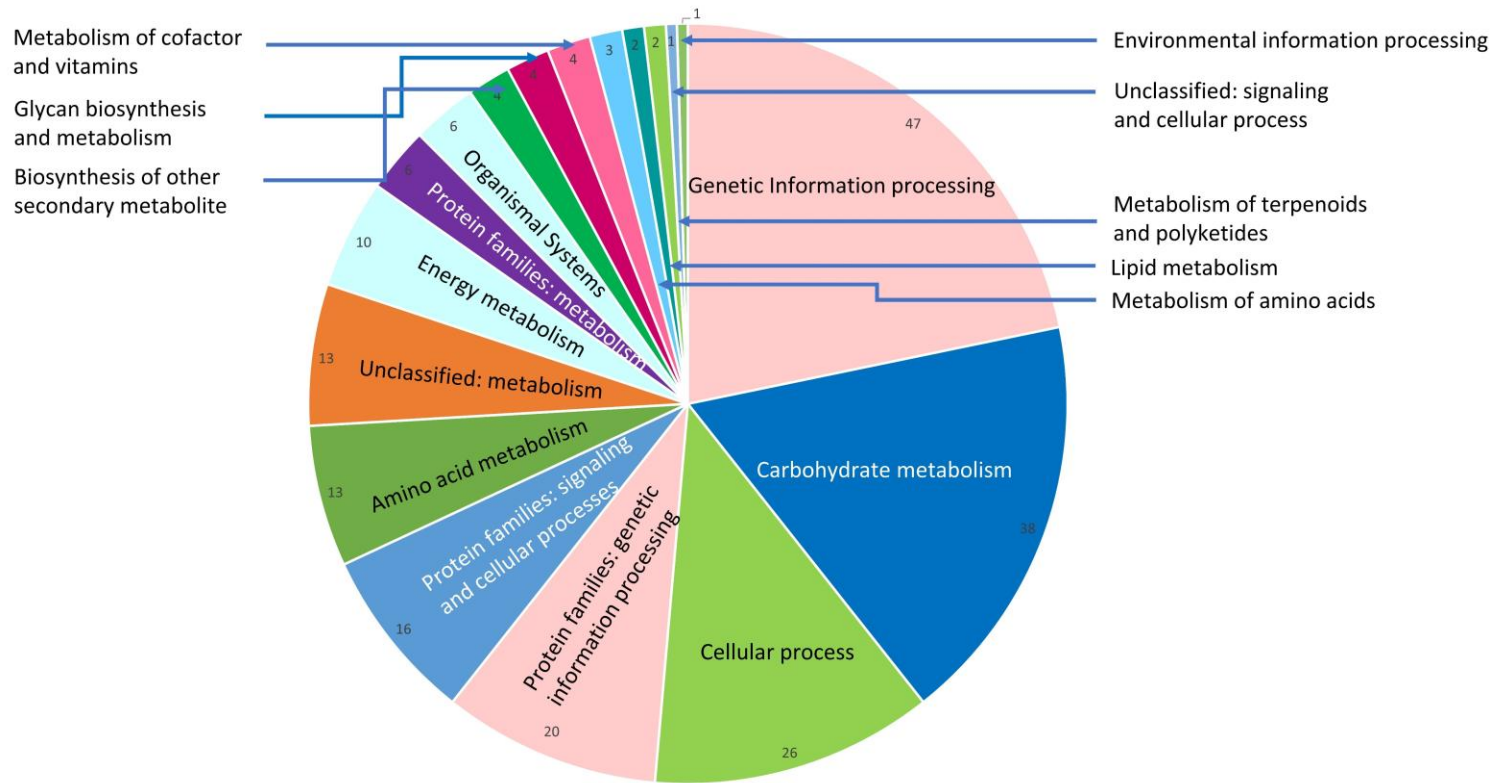
GO:0000166

Nucleotide binding

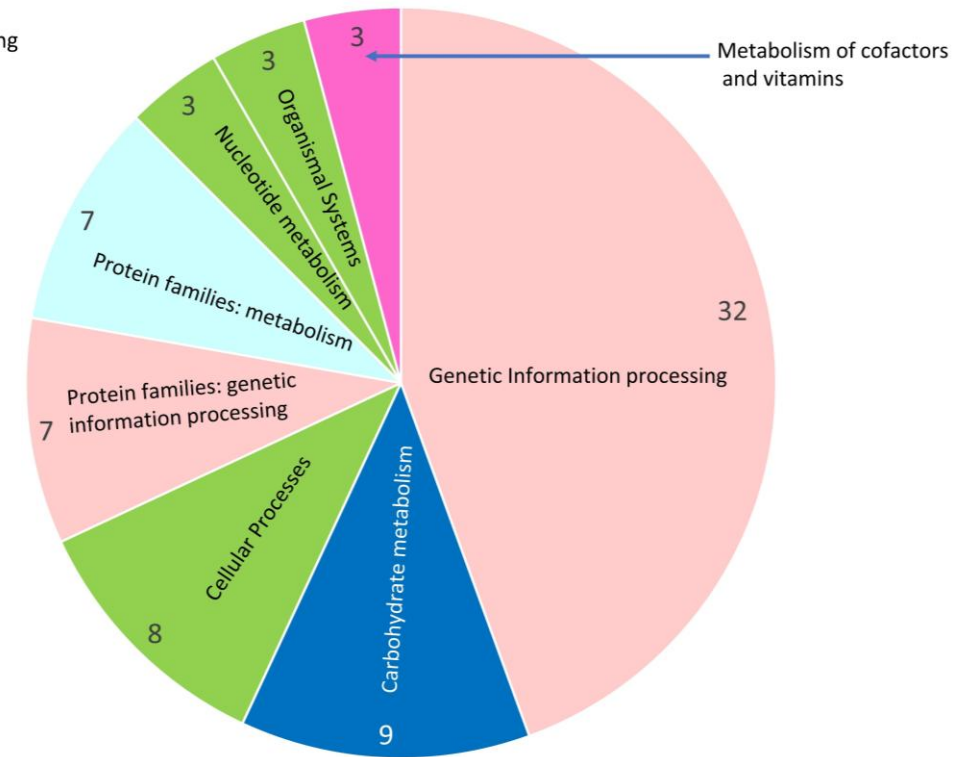
GO:0017076

Purine nucleotide binding

KEGG pathways of NIL pairs

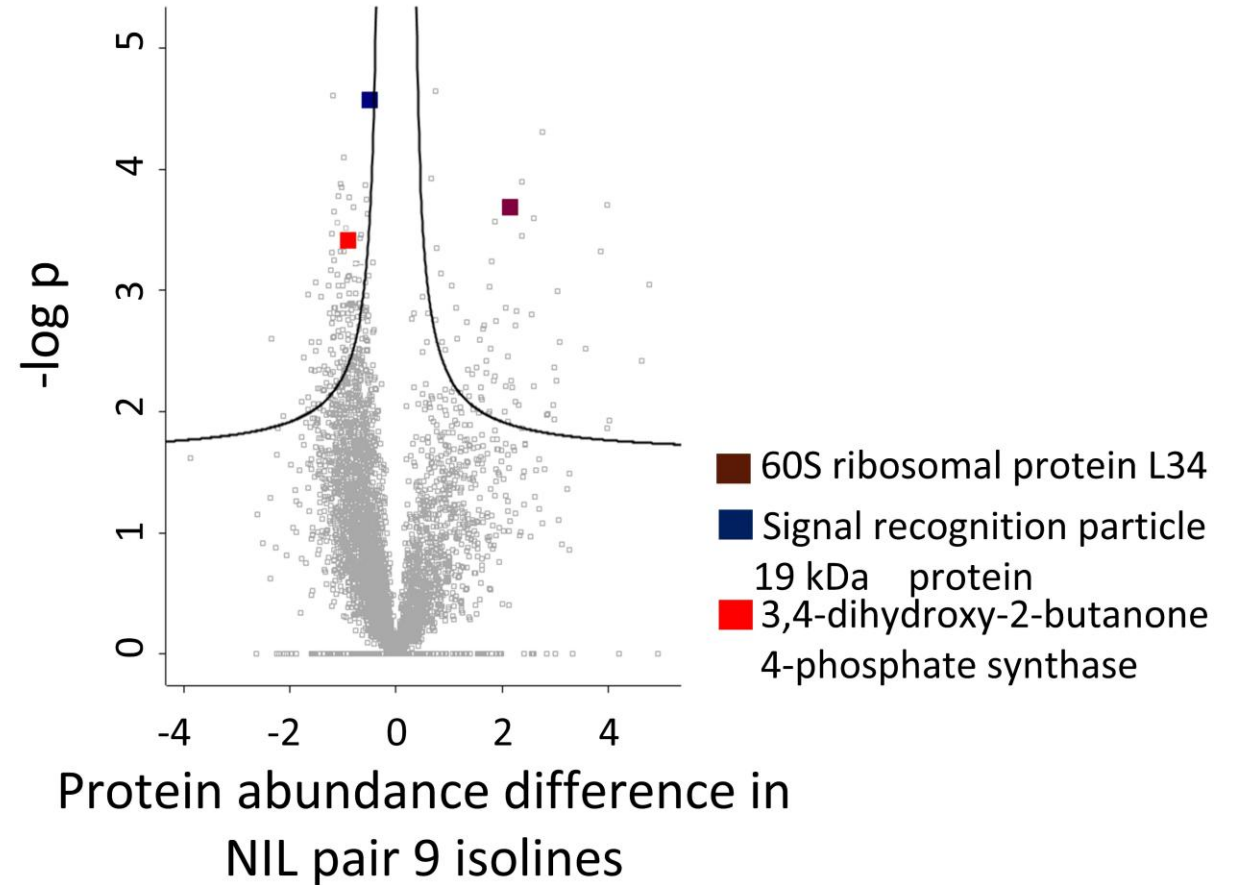
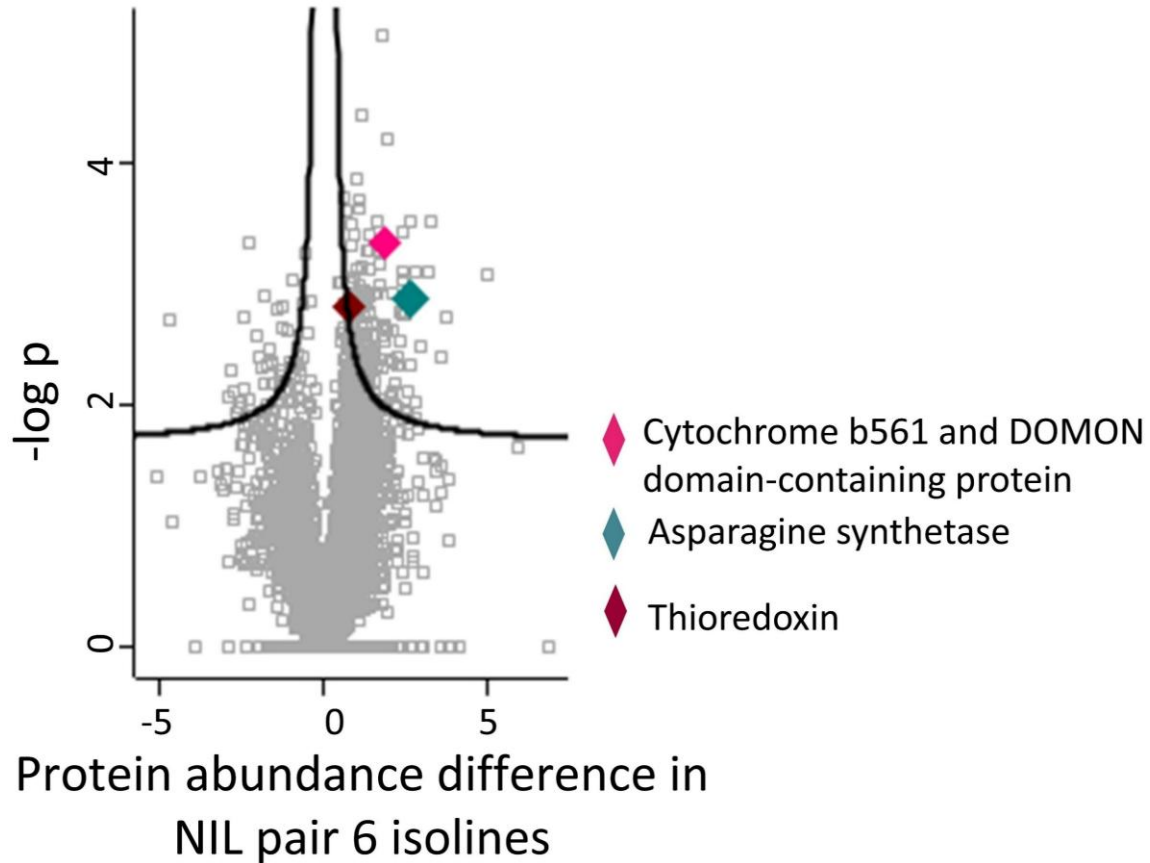


NIL pair 6

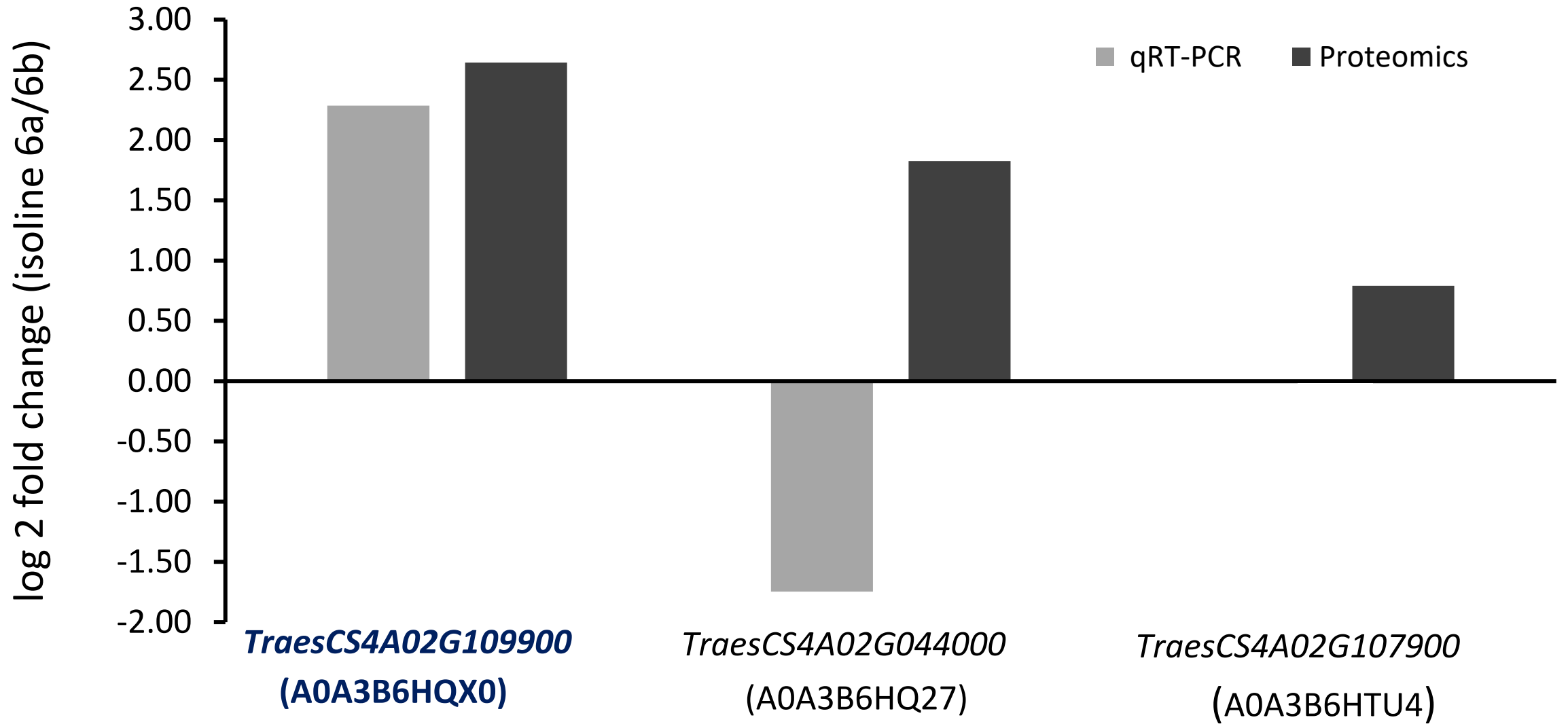


NIL pair 9

Proteins within the genomic regions (GRs) of the NIL pairs

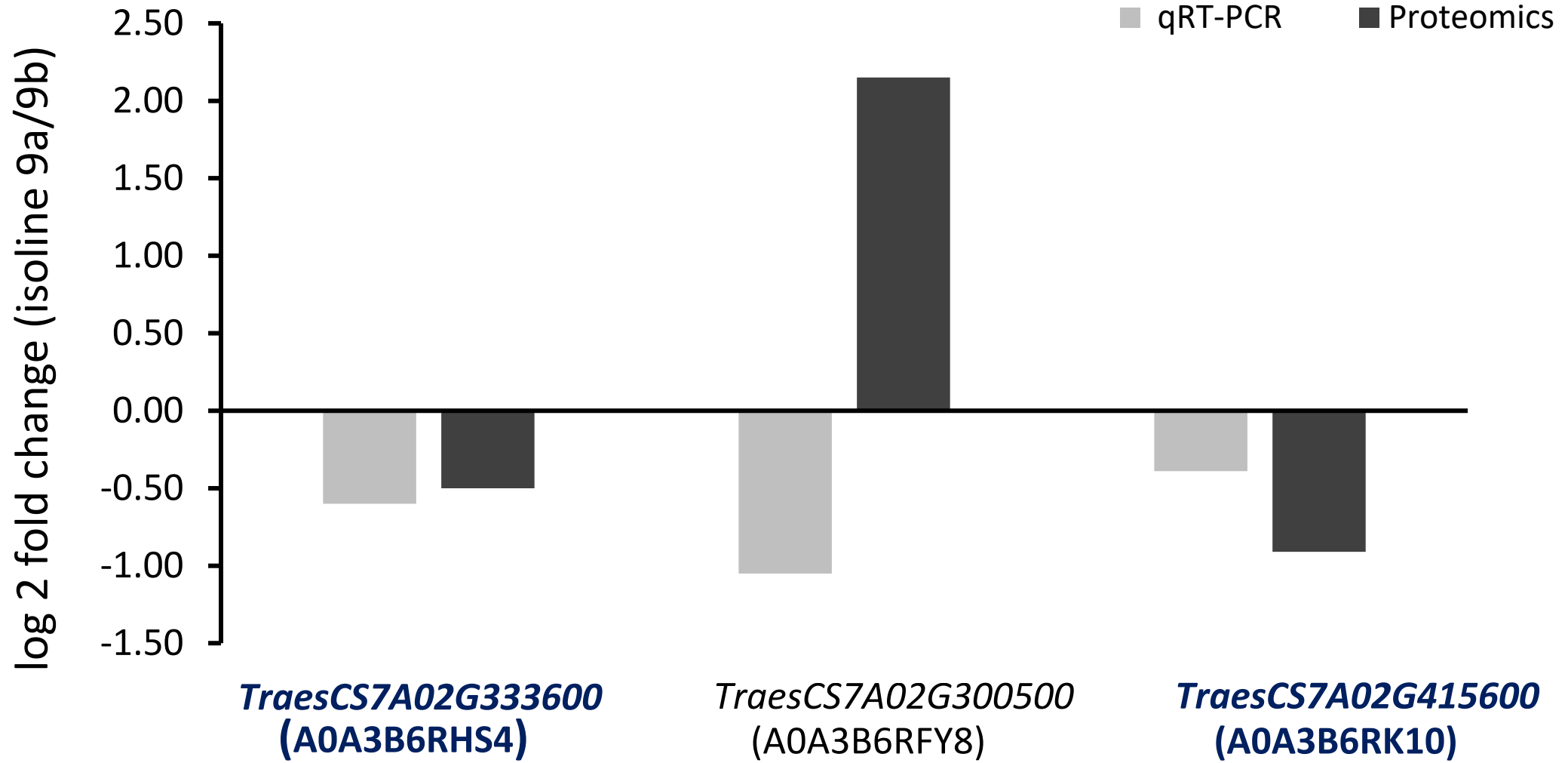


m-RNA expression analysis



Genes with their UniProt protein IDs

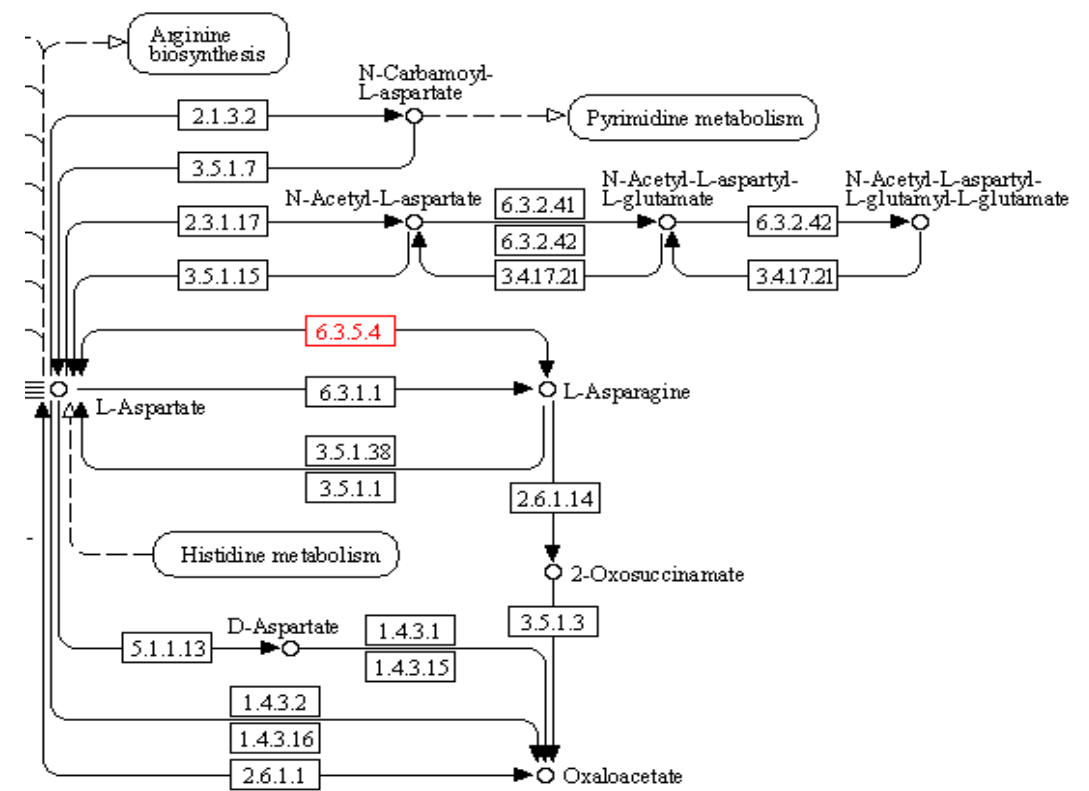
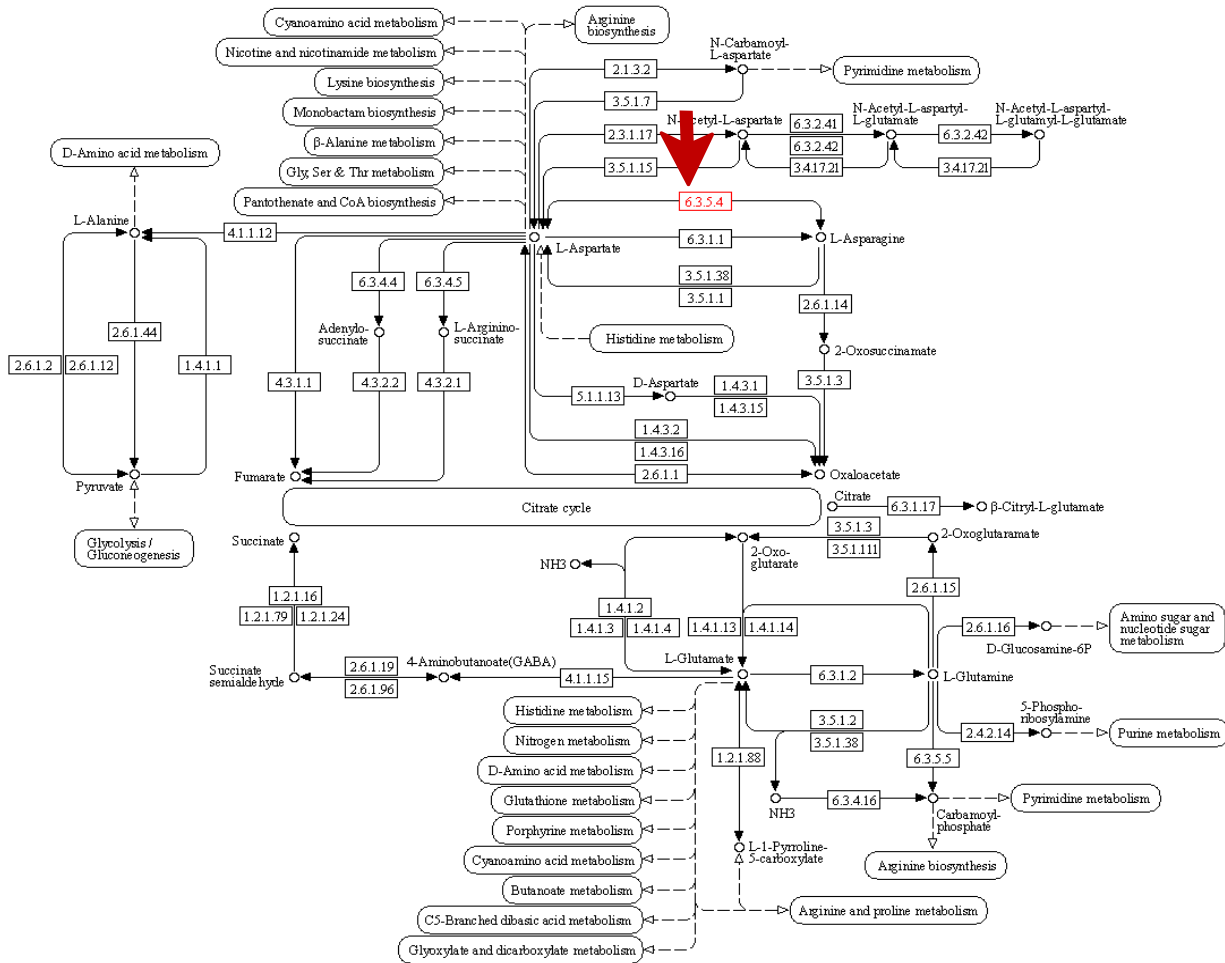
m-RNA expression analysis



Genes with their UniProt protein IDs

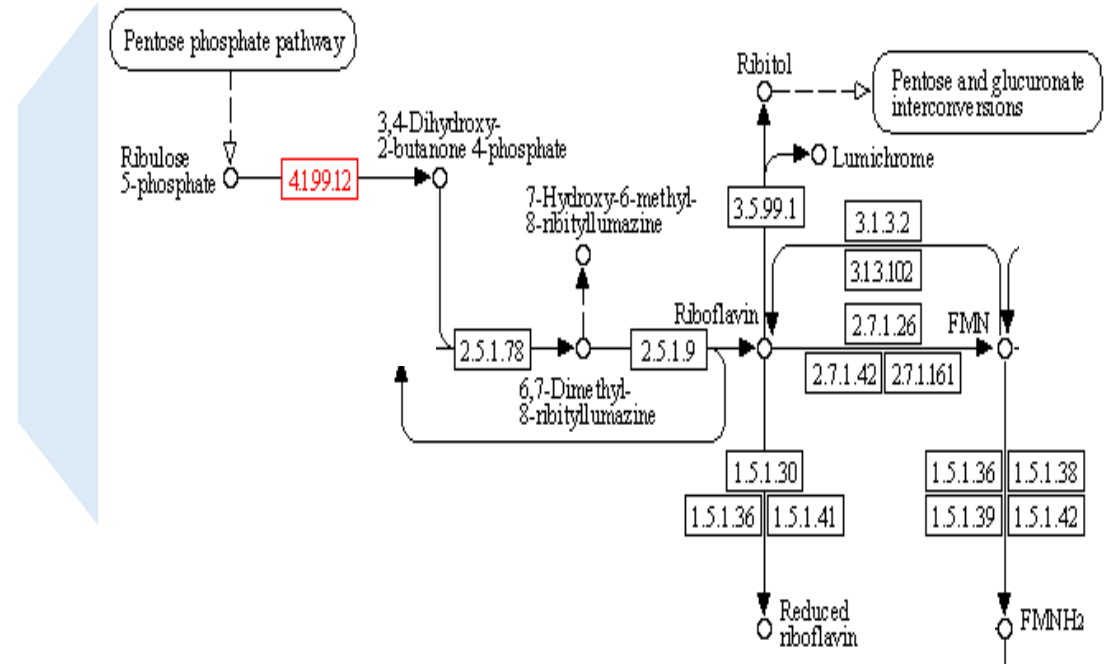
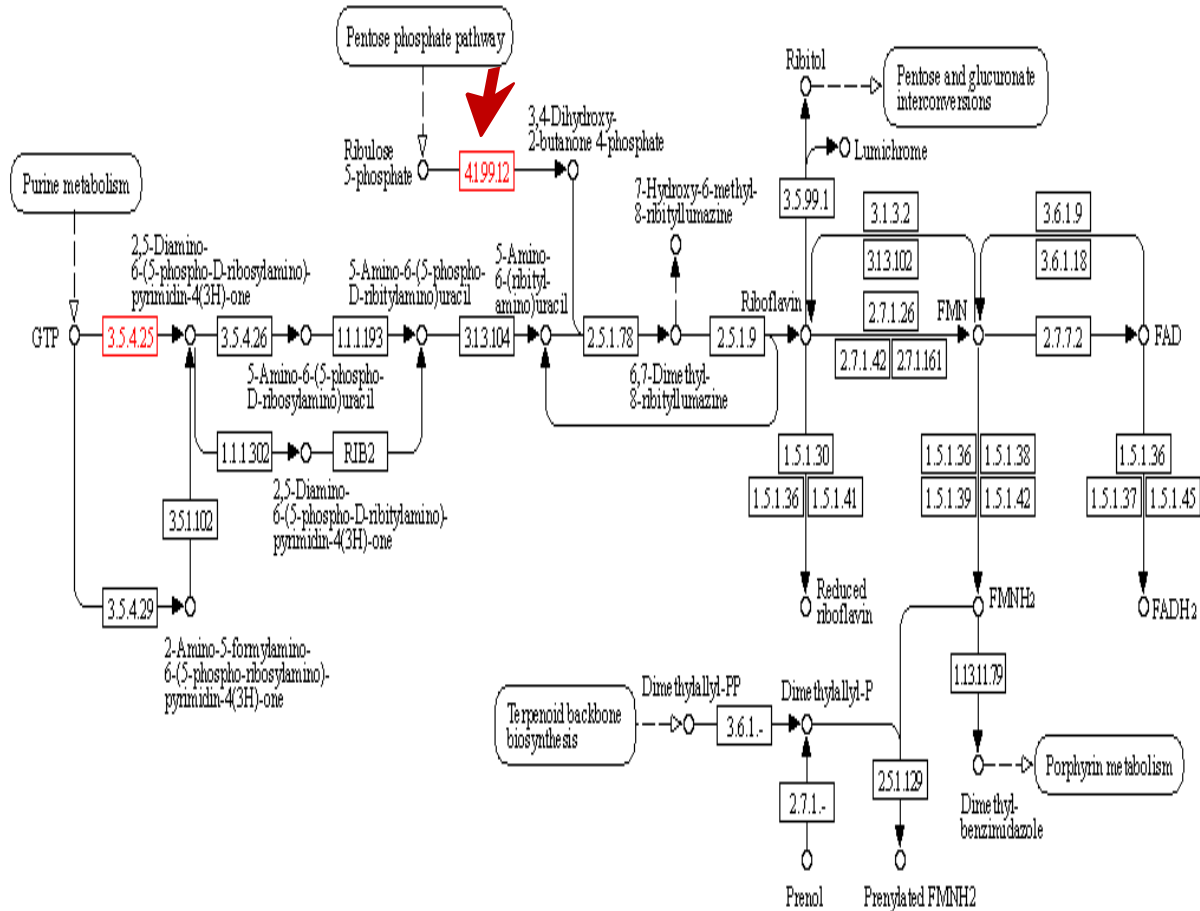
Molecular pathways of the candidate proteins

Aspartate and glutamate metabolism: *TraesCS4A02G109900*



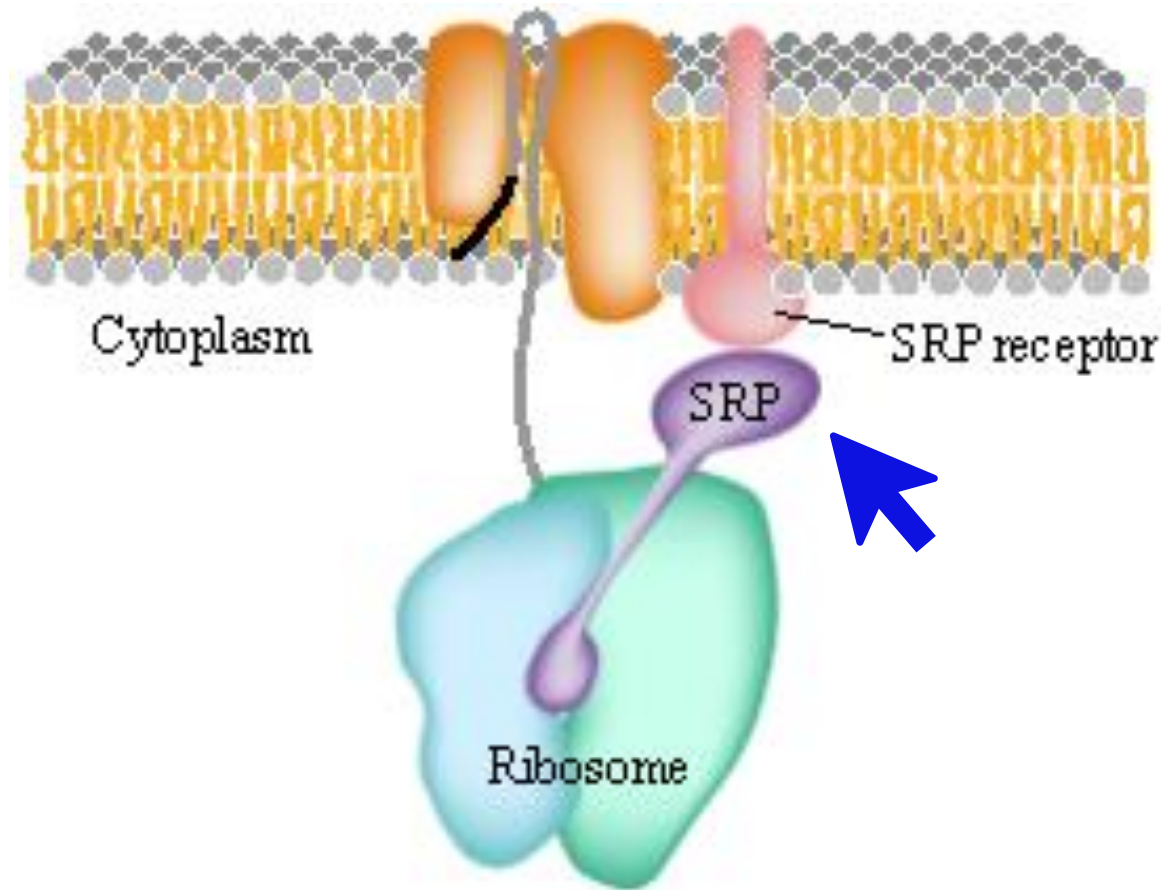
Molecular pathways of the candidate proteins

Riboflavin metabolism: *TraesCS7A02G415600*



Molecular pathways of the candidate proteins

Protein export: *TraesCS7A02G333600*



SRP9	SRP72	SRP19	RN7SL
SRP14	SRP68	SRP54	
SRPR			
SRPRB			

Importance of the candidate proteins

Asparagine synthetase

- ❑ Maintains C-N metabolic balances in crop (Mifflin and Habash, 2002)
- ❑ Contributes to ROS scavenging and abiotic stress, including drought, tolerance in wheat (Curtis et al., 2018; Oddy et al., 2020)

3,4-dihydroxy-2-butanone 4-phosphate synthase (DHBP)

- ❑ Indirectly contributes to root growth in *Arabidopsis* (Hedtke et al., 2012) and maize (Tian et al., 2022)

Signal recognition particle subunit 19 (SRP19)

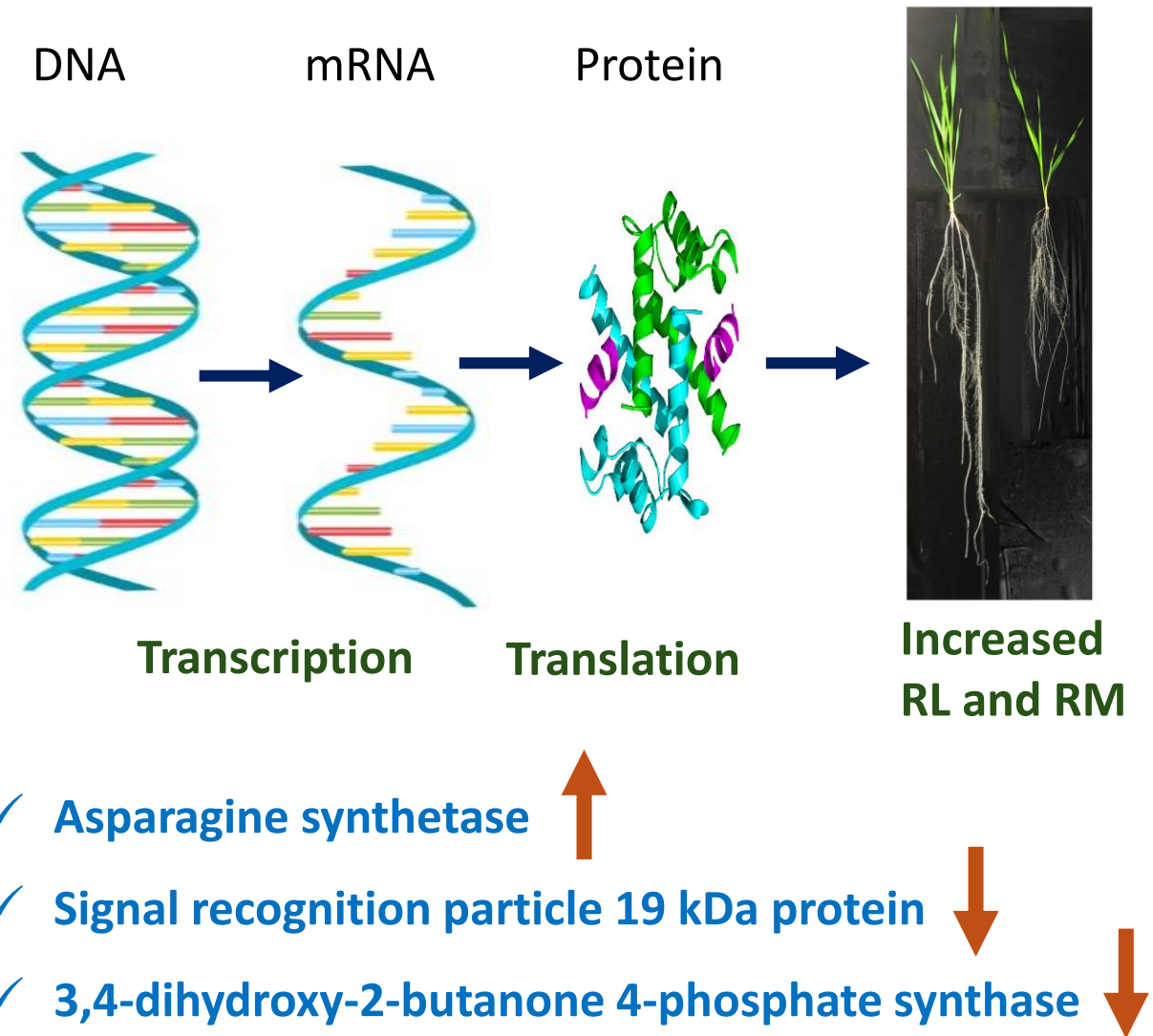
- ❑ Supports SRP54 binding to RNA for drought tolerance in wheat (Lingelbach et al., 1988; Nouraei et al., 2022)


Strategy to increase protein numbers in the target GRs of NIL pairs

Generations	Heterozygosity (%) in the genetic background (for contrasting loci of the two parental lines)	Homozygosity (%) in the genetic background	Estimated number of genes heterozygous in the genetic background (assuming all genes are heterozygous)
F1	100.00	0.00	105200
F2	50.00	50.00	52600
F3	25.00	75.00	26300
F4	12.50	87.50	13150
F5	6.25	93.75	6575
F6	3.13	96.88	3288
F7	1.56	98.44	1644
F8	0.78	99.22	822
F9	0.39	99.61	411
F10	0.20	99.61	205
F11	0.10	99.61	103
F12	0.05	99.61	51
F13	0.02	99.61	26
F14	0.01	99.61	13
F15	0.01	99.61	6
F16	0.00	99.70	3

Summary

- ❑ The identified DAPs are important for increased total root length and root dry mass in wheat
- ❑ **Three novel candidate protein biomarkers** were identified for the target root traits
- ❑ **Cell redox homeostasis, structural molecule activity and protein binding**, are important molecular mechanisms for wheat root growth
- ❑ **Aspartate and glutamate metabolism, riboflavin metabolism, protein export and carbohydrate metabolism** are important molecular pathways for increasing RL and RM in wheat





Contents lists available at ScienceDirect

Journal of Proteomics

journal homepage: www.elsevier.com/locate/jprot



Protein biomarkers for root length and root dry mass on chromosomes 4A and 7A in wheat

Tanushree Halder^{a,b,c,*}, Elke Stroehler^d, Hui Liu^{a,b,**}, Yinglong Chen^{a,b}, Guijun Yan^{a,b}, Kadambot H.M. Siddique^{a,b,***}

^a UWA School of Agriculture and Environment, The University of Western Australia, 35 Stirling Highway, Crawley, WA 6009, Australia

^b The UWA Institute of Agriculture, The University of Western Australia, 35 Stirling Highway, Crawley, WA 6009, Australia

^c Department of Genetics and Plant Breeding, Faculty of Agriculture, Sher-e-Bangla Agricultural University, Dhaka 1207, Bangladesh

^d Centre for Microscopy, Characterisation & Analysis, The University of Western Australia, 35 Stirling Highway, Crawley, WA 6009, Australia

ARTICLE INFO

Keywords:

Asparagine synthetase

Label-free proteomics

qRT-PCR

Signal recognition particle

3,4-dihydroxy-2-butanone 4-phosphate

synthase

ABSTRACT

Improving the wheat (*Triticum aestivum* L.) root system is important for enhancing grain yield and climate resilience. Total root length (RL) and root dry mass (RM) significantly contribute to water and nutrient acquisition directly impacting grain yield and stress tolerance. This study used label-free quantitative proteomics to identify proteins associated with RL and RM in wheat near-isogenic lines (NILs). NIL pair 6 had 113 and NIL pair 9 had 30 differentially abundant proteins (DAPs). Three of identified DAPs located within the targeted genomic regions (GRs) of NIL pairs 6 (*qDT.4A.1*) and 9 (*QHTsc.ksu-7A*), showed consistent gene expressions at the protein and mRNA transcription (qRT-PCR) levels for asparagine synthetase (*TraesCS4A02G109900*), signal recognition particle 19 kDa protein (*TraesCS7A02G333600*) and 3,4-dihydroxy-2-butanone 4-phosphate synthase (*TraesCS7A02G415600*). This study discovered, for the first time, the involvement of these proteins as candidate biomarkers for increased RL and RM in wheat. However, further functional validation is required to ascertain their practical applicability in wheat root breeding.

Significance of the study: Climate change has impacted global demand for wheat (*Triticum aestivum* L.). Root traits such as total root length (RL) and root dry mass (RM) are crucial for water and nutrient uptake and tolerance to abiotic stresses such as drought, salinity, and nutrient imbalance in wheat. Improving RL and RM could significantly enhance wheat grain yield and climate resilience. However, breeding for these traits has been limited by lack of appropriate root phenotyping methods, advanced genotypes, and the complex nature of the wheat genome. In this study, we used a semi-hydroponic root phenotyping system to collect accurate root data, near-isogenic lines (NILs; isolines with similar genetic backgrounds but contrasting target genomic regions (GRs)) and label-free quantitative proteomics to explore the molecular mechanisms underlying high RL and RM in wheat. We identified differentially abundant proteins (DAPs) and their molecular pathways in NIL pairs 6 (GR: *qDT.4A.1*) and 9 (GR: *QHTsc.ksu-7A*), providing a foundation for further molecular investigations. Furthermore, we identified three DAPs within the target GRs of the NIL pairs with differential expression at the transcript level, as confirmed by qRT-PCR analysis which could serve as candidate protein biomarkers for RL and RM improvement.

DOI: 10.1016/j.jprot.2023.105044

Take home message

- ❑ **Three novel protein biomarkers** and the **molecular pathways** identified in this study provide a molecular foundation for improving total root length and root dry mass in wheat.
- ❑ The candidate proteins with further **functional validation** could be used in wheat root breeding.
- ❑ Future investigation of protein-protein interactions and molecular pathways will provide further insights into the candidate proteins for root breeding in wheat.